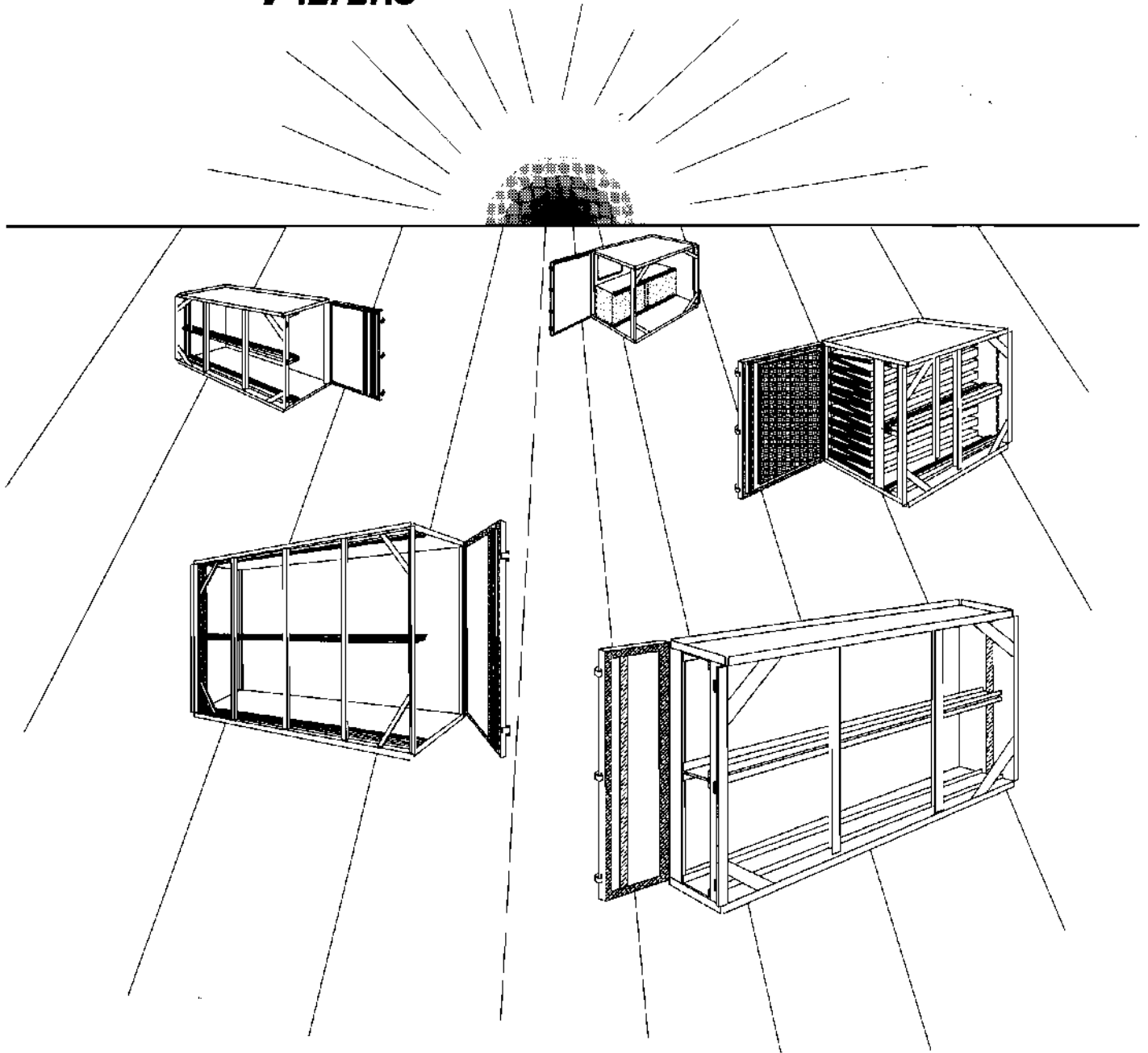


APPLIED AIR FILTERS

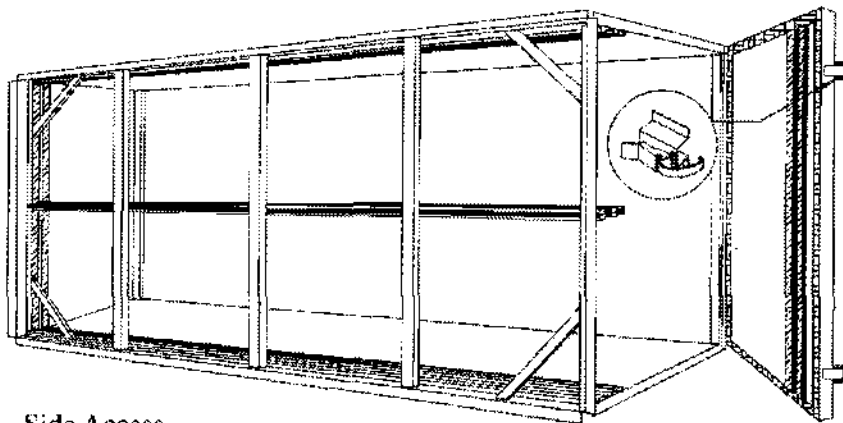
Building A Framework Of Excellence



Applied Air Filters produces housings that meet or exceed what the competition offers:

- Flat Filter Housings
- Side Access Housings
- HEPA Housings
- Activated Charcoal
- Gas Phase Housings
- Versa-Trak System
- Universal Holding Frames
- HEPA Holding Frames

SIDE ACCESS STANDARD HOUSING



Side Access

Standard Housings shall be Model "A" as manufactured by Applied Air Filters, San Jose, CA.

The Applied Air Filter side access housing is a complete, factory assembled, flanged, side servicing unit ready for installation in the duct or on to any air handling unit. Only 22" of in-line space is needed, without any requirements for upstream or downstream access. The side access housing comes in 16 gauge fully reinforced galvanized steel construction. Each housing has a separate pre-filter track and final filter track to accommodate a 2" or 4" and 1" header type filter respec-

tively. Servicing can be done easily through either of the access doors. Factory gasketed filters, slide tracks and doors provide for positive sealing and insures housing integrity.

CONSTRUCTION

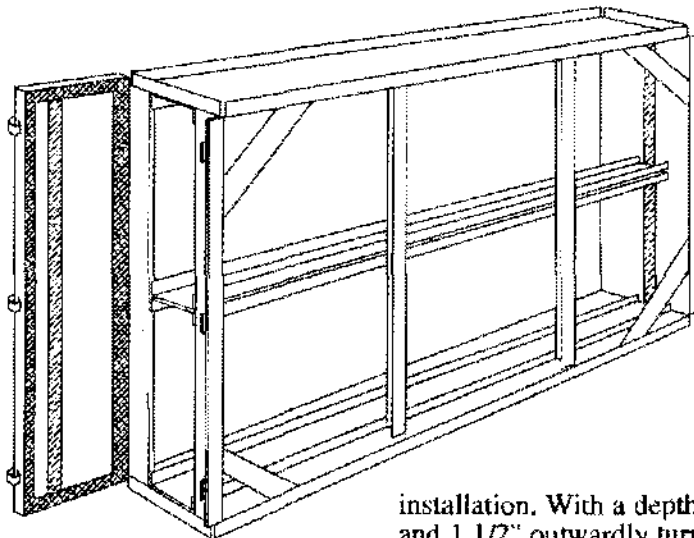
Each housing is 22" deep and constructed of 16 gauge galvanized steel. Flanges around perimeter of housing are 1 1/2" for easy field connection to ductwork or any air-handling unit. Housing is fully

welded. All welds are cleaned and painted to prevent rust. An integral part of the housing is the anodized extruded aluminum slide track system. A 2" pre-filter and 1" final filter track is provided. The 1" track is fully gasketed with a reinforced nylon pile gasket which creates a positive seal against the filter frame. Access doors have quick-opening, positive-lock, over-center draw latches. Each door also comes with factory installed, continuous gasketing at the perimeter and at the filter slide tracks using a hollow core neoprene closed cell gasket. Units are weatherproof and do not require additional roofing.

Options Available:

- Bottom access
- Top Access
- Housings to accomodate any depth or configuration.
- Housing to match Carrier, York, Train, or McQuay air handling units (request submittal sheets from factory).
- Special Gasketings
- Special Coatings
- Stainless Steel
- All Aluminum Construction

SIDE ACCESS FLAT FILTER HOUSINGS



Flat Filter Housings shall be Model "FF" as manufactured by Applied Air Filters, San Jose, CA.

The Applied Air Flat Filter Housing consists of a complete factory assembled unit ready for

installation. With a depth of just 12" and 1 1/2" outwardly turned flanges, the housing is ready to be installed into the duct or on to any air handling unit with a minimum of space requirement. The housing is constructed of 16 gauge galvanized steel, fully welded and quick opening,

gasketed access doors. All welds are cleaned and painted to prevent rust. Filter tracks are formed from clear anodized extruded aluminum to accommodate 2" or 4" pleated filters (other sizes available). Corner gussets are standard on front of filter housings adding extra stability. Applied Air Filter's Flat Filter Housings are available in a wide range of sizes to fit any air handling unit. All housings come standard with weatherproof construction.

Options available:

- Insulation
- Stainless Steel
- All-Aluminum Construction
- Special Coatings
- Bottom Access
- Top Access

SIDE ACCESS HEPA HOUSINGS

Side Access HEPA Housings shall be Model "II" as manufactured by Applied Air Filters, San Jose, California.

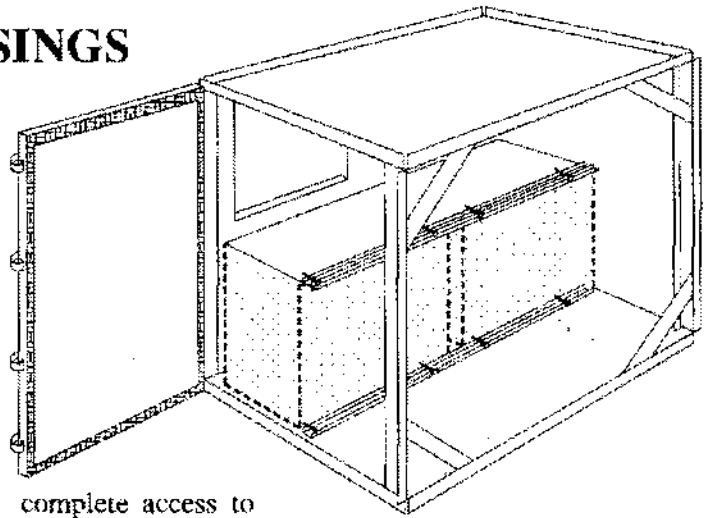
The Applied Air Filter Side Access HEPA Housing provides the highest degree of a leakproof seal, assuring you of a filter bank efficiency equal to the efficiency of the individual filters. Each filter is individually mounted and sealed. The mounting surface is a heavy gauge channel grid designed to accommodate standard 24" x 24" filters in either of two depths, 11 1/2" or 5 7/8" and with or without a 2" pre-filter track. (other housing sizes are available to accommodate special size HEPA filters). The clamping mechanism consists of four (4) spring and bolt assemblies per HEPA filter to provide positive sealing integrity.

Our HEPA housings are flanged, factory-assembled units

ready to install into ductwork or to match any air handler.

The housing is fabricated from corrosion-resistant 14 gauge galvanized steel with fully gasketed side access doors on both sides to allow complete access to filters from either side of housing. All access doors are fitted with positive pressure trip lock latches that assures a tight seal.

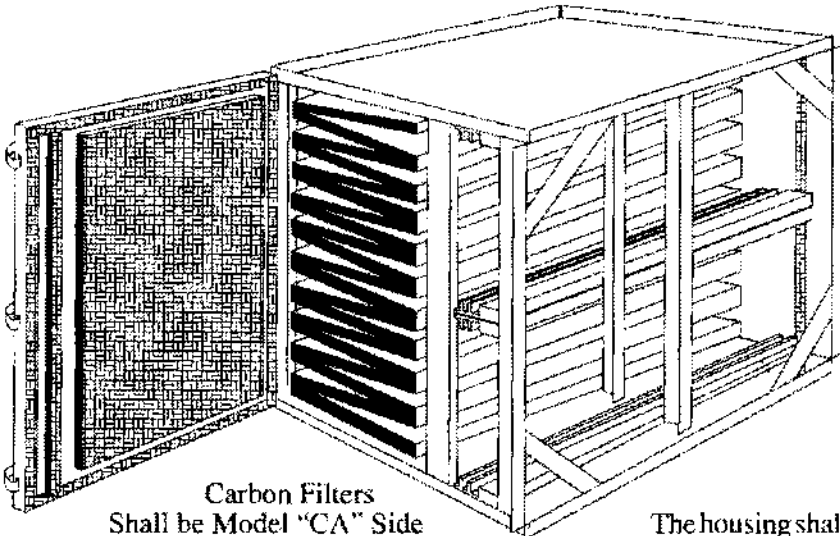
The Applied Air Filter Side Access HEPA Housing in combination with high efficiency absolute filters guarantees the owner with the highest possible degree of positive sealing integrity available.



Options Available:

- 3" W.G. Leak Test Compliance
- Insulation
- Stainless Steel
- All-Aluminum Construction
- Weatherproof
- Special Coatings
- Bottom Access
- Top Access
- Stainless Steel

ACTIVATED CARBON FILTER HOUSING



Carbon Filters

Shall be Model "CA" Side Access Activated Carbon Systems as manufactured by Applied Air Filters, San Jose, California.

Units shall consist of a factory assembled 16 gauge galvanized steel housing fully reinforced with upstream and downstream outwardly turned flanges to facilitate attachment to ductwork. The housing shall be fitted with anodized extruded aluminum pre-filter slide tracks to accommodate 2" or 4" pre-filters.

The housing shall be supplied with rear hinged access doors allowing for removal of carbon trays. Perimeter gasketing around doors and at the end of each tray track shall be provided to prevent air bypass. Quick acting over center draw latches shall be supplied on doors. Each carbon tray shall weigh approximately 12 lbs. (half sizes approx. 6lbs.). Initial static pressure shall be .20" W.G. @ 375 FPM face velocity and .30" W.G. @ 500 FPM face velocity.

EASY TO HANDLE, SERVICE AND INSTALL

The activated carbon is contained in factory fabricated trays constructed of cold rolled steel weighing approximately 12 lbs. and is 23 3/8" wide x 23 3/8" deep x 5/8" thick (half size trays are 11 3/8" wide where required). The number of trays required varies with the size and capacity of each system. These filters can accommodate face velocities of 375 FPM up to 500 FPM.

ECONOMICAL AND EFFICIENT

The unique side access activated carbon housing requires no upstream or downstream access. Each housing is provided with access doors allowing for side loading and unloading of carbon trays. The hinged access doors are provided with quick-acting, positive-lock over-center draw latches and are completely gasketed around the perimeter and at the end of each tray track. All housings are provided with pre-filter tracks to hold 2" or 4" pleated filters.

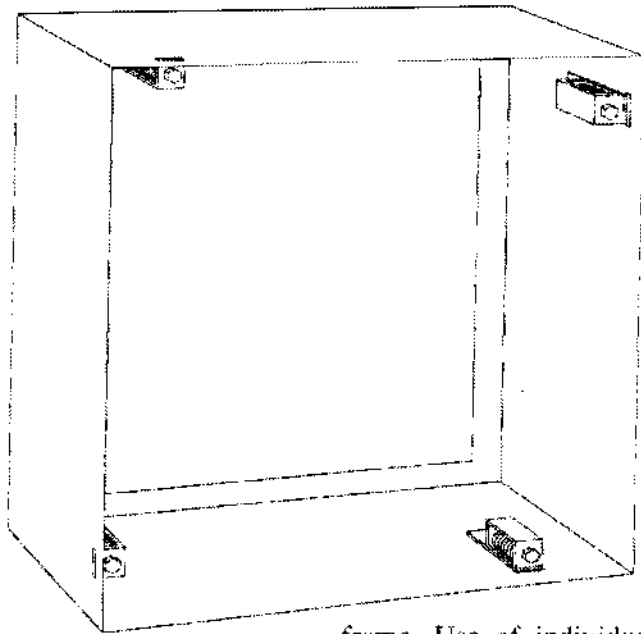
ACTIVATED CARBON FILTER HOUSING--continued

An increased awareness on how to eliminate odors from undesirable gases and vapors more efficiently has swept across the industrial, commercial, and HVAC industries. The capability of activated carbon to meet the task of eliminating most harmful gases and odors through the adsorption process has met with unequalled success. This has permitted a high percentage of air to be recirculated, thus allowing for a substantial reduction in heating-cooling costs (less make-up air required) as well in the size of equipment required. One pound of activated carbon will adsorb up to a half-pound of gas. Activated carbon filters can be used whenever the need for odor removal is required, whether it be on air intake systems that might otherwise not use objectionable outside air, or through exhaust systems without the worry of offensive odors being discharged to the atmosphere.

Options Available:

- Insulation
- Weatherproofing
- Special Coatings
- Bottom Access (limited to size)
- Top Access (limited to size)
- All Aluminum Construction
- Stainless Steel

HEPA HOLDING FRAME



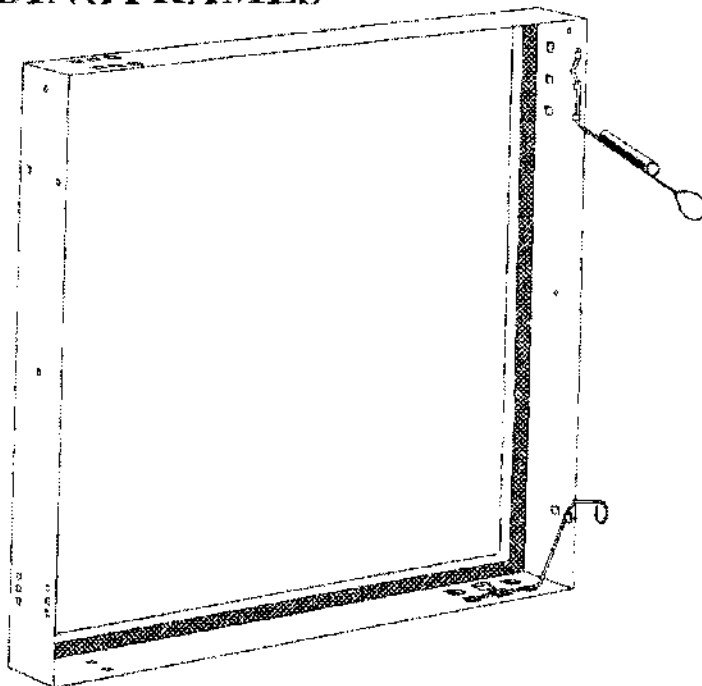
The Applied Air Filters HEPA Holding Frame shall be Model "HSL" as manufactured by Applied Air Filters, San Jose, California.

Holding Frames are pre-punched and constructed of 16 gauge, zinc coated, corrosion resistant steel. Each frame comes equipped with (4) four removable spring loaded bolts. These specially designed bolts apply constant pressure on the filter, guaranteeing a leak proof seal between the gasketed face of the filter and the sealing edge of the

frame. Use of individual frames permits removal of one filter without disturbing the rest of the bank, thus reducing contamination and maintaining the integrity of the bank. Construction of frames is such that assembling a bank of filters is made simple. Caulking around frames and around perimeter and riveting together is all that is required.

Frames come in sizes to accommodate 6" and 12" deep HEPA filters.

HOLDING FRAMES

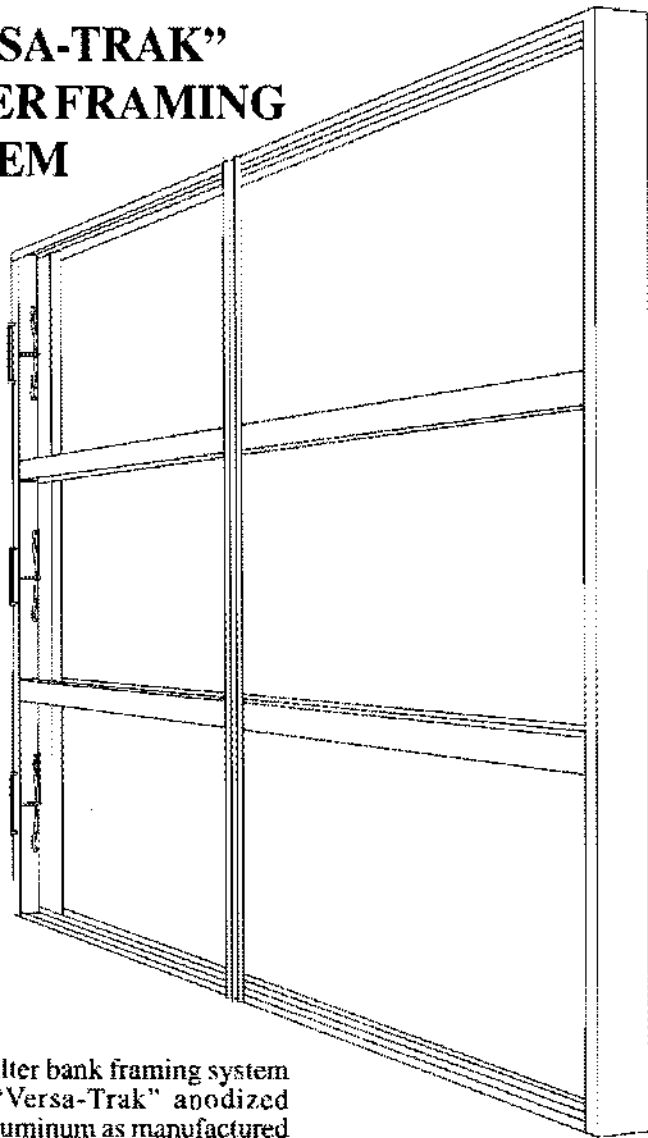


The Universal Type Holding Frame is made of 16 gauge galvanized steel, contains notches for various clips, has dimples for automatically centering the filters*, and is fitted with a polyurethane foam gasket to assure a positive seal between filter and holding frame.

The accommodation of 1", 2" & 4" pleated and disposable filters, bag type, cartridge type, deeppleated and rigid type filters can be made possible by the use of special retaining clips.

* including matching holes for bolting or riveting built-in bank assemblies.

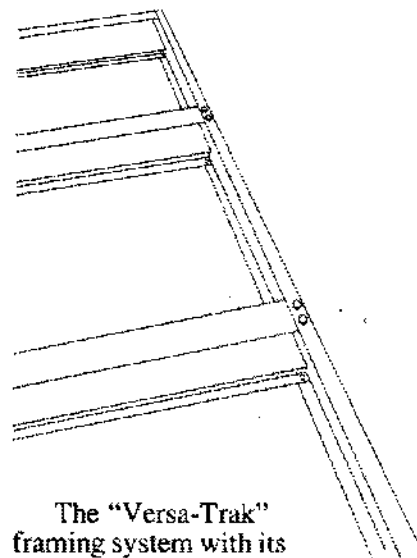
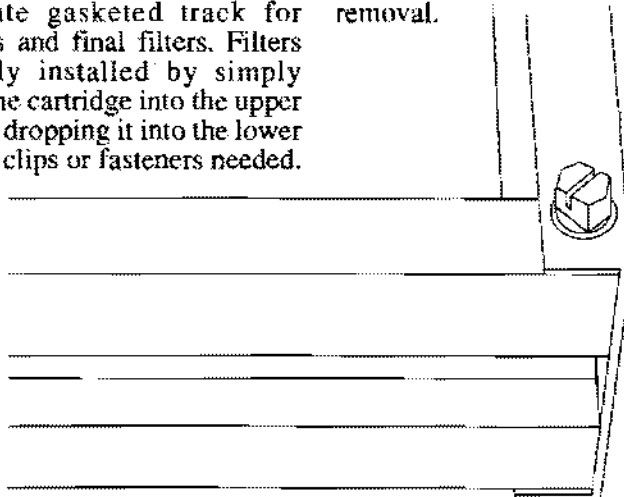
“VERSA-TRAK” FILTER FRAMING SYSTEM



The filter bank framing system shall be “Versa-Trak” anodized extruded aluminum as manufactured by Applied Air Filters, San Jose, California.

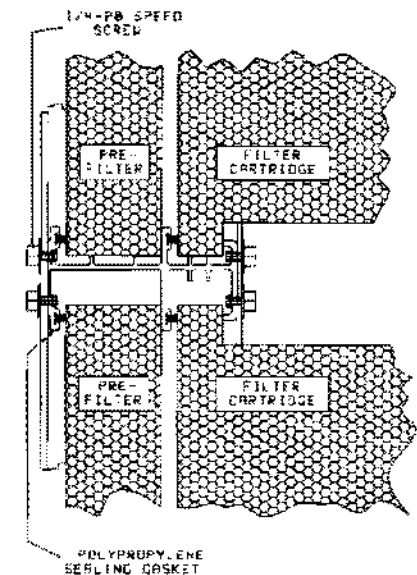
Pre-cut and pre-punched anodized extruded aluminum members are supplied offering a highly corrosion-resistant finish (anodized) compared to standard tracking systems. Each member has a separate gasketed track for pre-filters and final filters. Filters are easily installed by simply angling the cartridge into the upper track and dropping it into the lower track- no clips or fasteners needed.

Each filter is held in place by a spring loaded mechanism assuring a positive air seal. Simply turning the lever releases spring tension, aligning the filters together, allowing gaskets to seal against one another. The same lever is used to release spring tension for filter removal.



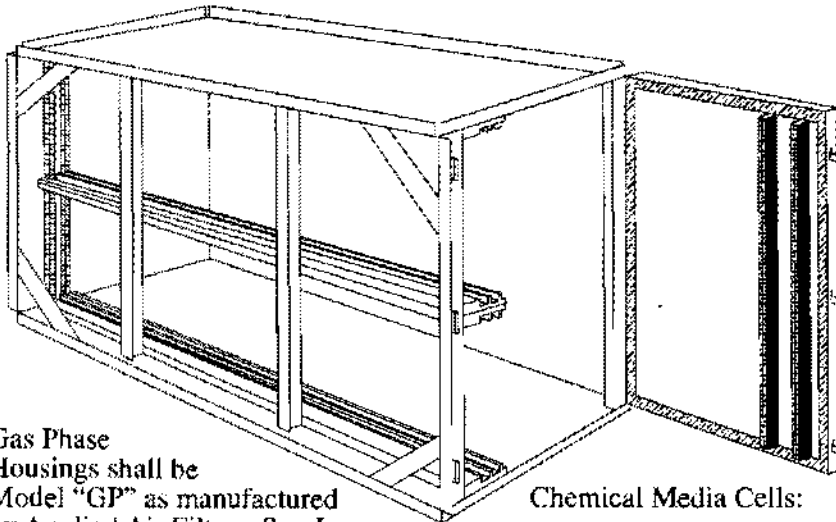
The “Versa-Trak” framing system with its unique modular design allows for the adaptability to various duct sizes by combining individual modules.

The inherent light weight of extruded aluminum makes the “Versa-Trak” framing system easy to handle and eliminates expensive shipping costs. “Versa-Trak” members come tightly packed and include all necessary fasteners needed to assemble individual



modules, offering the contractor a substantial reduction in erection and installation time. Labor time is reduced by half or better.

SIDE ACCESS GAS PHASE HOUSING



Gas Phase Housings shall be Model "GP" as manufactured by Applied Air Filters, San Jose, California.

Applied Air Filter's Side Access Gas Phase Housings are constructed of 16 gauge galvanized steel with rugged support bracing. The filter slide tracks are made from anodized extruded aluminum which incorporated a nylon pile seal and mounting brackets bolted to vertical formed channel supports at 24" intervals. Doors shall be sealed with urethane foam and latched with a quick release draw latch.

Chemical Media Cells:

18" cell modules shall be constructed of 24 gauge steel with a baked enamel corrosion resistant finish. Modules shall have V-shaped cross sections, contain approximately 30 lbs of odoroxidant and be nominally 6"H x 24"W x 18"D overall. Perforated steel portion shall be 24 gauge with .0625" holes on 3/32" staggered centers. Pressure drop shall not exceed .40" W.G. @ 500 FPM media bed.

Applied Air Filter's Side Access Odoroxidant Housings can be built to accommodate a wide range of pre-filters and final filters to meet your design criteria.

Options Available:

- 12" cell modules shall be constructed of 24 gauge steel with a baked enamel corrosion resistant finish. Modules shall have u-shaped cross sections, contain approximately 50 lbs of odoroxidant and be nominally 12"H x 24"W x 12"D overall. Perforated steel portion shall be 24 gauge with .0625" holes on 3/32" staggered centers. Pressure drop shall not exceed 0.50" W.G. @ 200 FPM media bed.

- Insulation
- Weatherproofing
- Special Coatings
- Bottom Access (limited to size)
- Top Access (limited to size)
- All Aluminum Construction
- All Steel Construction
- Stainless Steel

As part of our continuing efforts to improve the design / quality of our products, we reserve the right to make changes without prior notice.

Since 1983, APPLIED AIR FILTERS has been a company dedicated to providing quality products and services at highly competitive prices. Beginning as a distributor for air filters and cleanroom equipment, they soon began servicing their filters and providing certification of clean air equipment.

The design of Applied Air Filter housings allows for faster and easier installation and the elimination of adapter plates. The simpler design has fewer elements that can break or malfunction. These customized filter housings even have

a better appearance.

Within two years the company realized it was possible to produce filter housings that were competitive in design, function and cost.

Commitment to quality housings at reasonable prices has made APPLIED AIR FILTERS one of the top three manufacturers in the San Francisco Bay Area.

A Member of The National Air Filtration Association



APPLIED
AIR
FILTERS Building A Framework Of Excellence

1757 Junction Avenue • San Jose • California 95112
Telephone (408) 441-8000 • Fax (408) 441-1245

Brochure Design by Ron Cole